

FlexNet™



FlexNet is a fibre-reinforced, flexible and rollable PE hose. FlexNet is used in greenhouse horticulture, outdoor cultivation, and agricultural crops. Depending on wishes and requirements, this hose can be used as a main (HP-PP), distribution and transport (MP-PP), temporary/seasonal, or permanent line. Unique is the material weave, which does not allow shrinkage or expansion due to pressure.

FlexNet is cheaper in terms of transport, storage, and assembly costs. FlexNet is compatible with a wide variety of fittings. These are available with a pillar/hose clamp connection.

FlexNet is usually installed on the surface or in the soil. Assembly only requires standard tools. Installation can even be carried out in freezing or rainy weather. As no glue is used, the system can be immediately pressurised after assembly.

FLEXNET HP-PP SERIES

The HP-PP series features increased working pressure, making it suitable for main lines.

FLEXNET MP-PP SERIES

The FlexNet MP-PP series is suitable for distribution lines, designed for lower pressures. The standard spacing of the FlexNet-MP-PP is 50 cm, with an optional 75 cm spacing for crops like potatoes. In practice, a 50 cm spacing aligns with planting rows in almost all agricultural applications.

APPLICATION

The high working pressure and ½" connections make this hose suitable for many systems, such as:


- ✓ In-line drip systems (also pressure-compensated and self-closing)
- ✓ Outdoor irrigation (also pressure-compensated and self-closing)

CHARACTERISTICS

- ✓ Flexible distribution system
- ✓ FlexNet HP-PP main line with diameters of 2", 3", 4", and 6"
- ✓ FlexNet MP-PP distribution line with diameters of 2", 3", or 4" with a standard spacing of 50 cm or optionally 75 cm, where the correct configuration can be determined with blanking plugs
- ✓ Identified by the white exterior with red or black stripe
- ✓ Very easy to assemble with simple tools
- ✓ Very compact and easy to transport
- ✓ Up to 80% lighter than comparable lines
- ✓ Equipped with robust, leak-proof welded fittings
- ✓ The white exterior reflects sunlight and is highly resistant to UV
- ✓ The black PE on the interior provides sufficient protection against the chemicals commonly used in horticulture
- ✓ The reinforcement fibres minimise expansion, and eliminate elongation and twisting caused by changes in pressure



Unique weave pattern providing FlexNet's strength



Leak-proof, welded fittings

GENERAL TECHNICAL DATA

Material : PP, reinforced with glass fibres
 Colour : white (external hose)
 : with stripe (check table)
 : black (internal hose)
 : green (connector connection)
 Certification : ISO 16438

TECHNICAL DATA HP-PP

HP-PP	Appearance	Connection and spacing	Maximal pressure (bar)	Dimensions int. - ext. (mm)	Coil dimensions Width x Diameter (cm x cm)*	Weight without connectors (kg)*
2"	red stripe	Blank hose n/a	4	51.5 / 53.7	9 x 55 / 70	9 / 18
3"			4	78,3 / 80.5	14 x 55 / 70	13 / 26
4"			4	102.5 / 104.7	18.5 x 55 / 70	16 / 32
6"			2.8	163.0 / 165.2	27.5 x 55 / 70	24 / 48

* for 50 and 100 meter coil lengths respectively

TECHNICAL DATA MP-PP

MP-PP	Appearance	Connection and spacing	Maximal pressure (bar)	Dimensions int. - ext. (mm)	Coil dimensions Width x Diameter (cm x cm)*	Weight with connectors (kg)*
2"	black stripe	½" BSP, female @ 50 or 75 cm (check schematic drawing)	3	51.5 / 53.2	10 x 55	7
3"			2.7	78.3 / 80,0	14.2 x 55	10
4"			2.5	102.5 / 104.2	18.5 x 55	12

* only in 50 meter coil lengths

INSTALLATION & MAINTENANCE

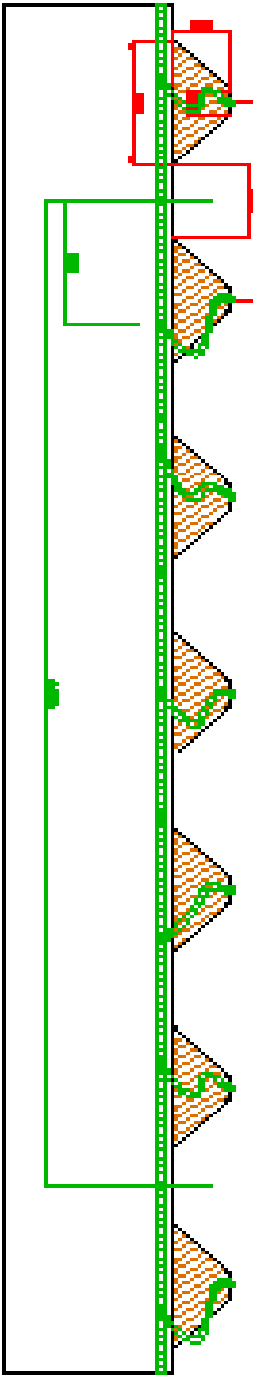
- ✓ Consult the diagram with the back distances of 60, 75 and 80 cm, and the connection to the Flexnet with standard spacing at 50 cm.
- ✓ For curved or round fields, always use a connector spacing of 50 cm (i.e., 50 cm spacing).
- ✓ A shorter connector spacing provides a solution for:
 - 1) Curved or irregularly shaped fields
 - 2) Variable planting row distances in crop rotation
 - 3) Deviations caused by "misaligned" driving
- ✓ For couplings, fittings and blanking plugs, consult the information sheets 'Flexnet fittings' and 'Flexnet Quick connector'.
- ✓ **Note:** Never use soap-based products when assembling and using PE material.

APPEARANCE

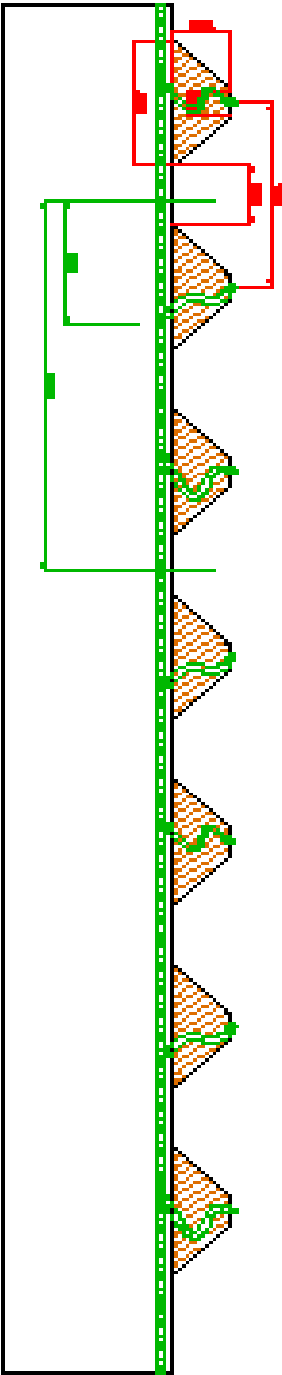
- ✓ Earlier models have a different color code:
 - 1) Old LD Flexnet (2 bar): black stripe and green connectors
 - 2) Old HD Flexnet (4 bar): red stripe/black connectors
 The new HP-PP Flexnet model has a red stripe and green connectors
- ✓ Both FlexNet series have green connectors.

FLEXNET SCHEMATICS FOR DIFFERENT RIDGE SIZE APPLICATIONS

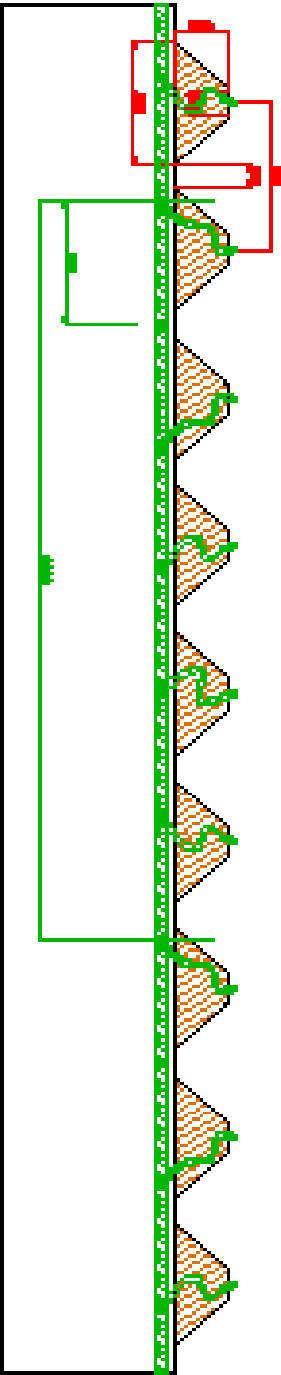
Ridges @80cm
FLEXNET @50cm
4 blind plugs
per 4,0m



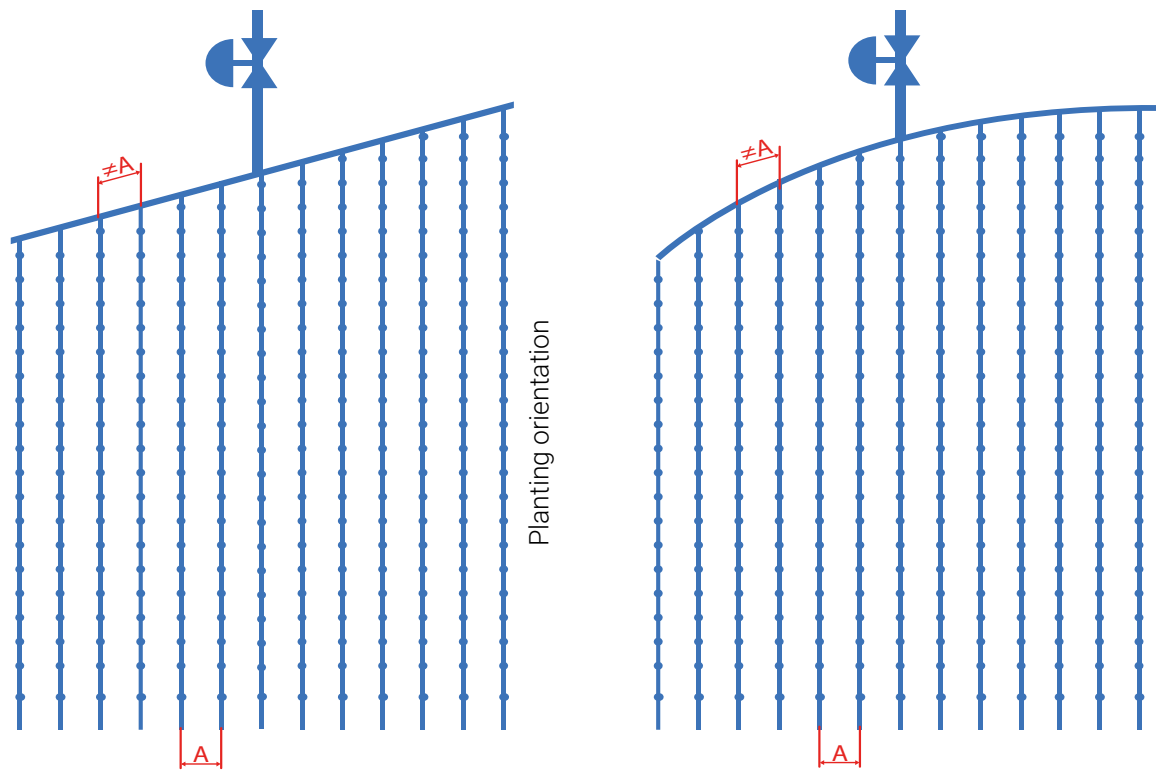
Ridges @75cm
FLEXNET @50cm
2 blind plugs
per 1,5m



Ridges @60cm
FLEXNET @50cm
1 blind plug
per 4,0m



SCHEMATIC DRAWING FLEXNET ON CURVED AND ROUND FIELDS



✓ **Solution:** Use 50 cm spacing and cap off excess connections